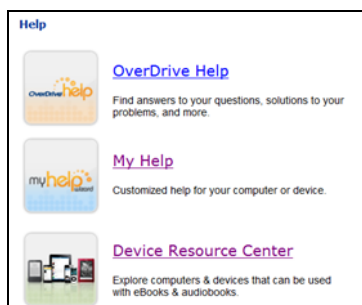


Frequently Asked Questions:

I'm having trouble downloading an e-book, where can I find help?

If you need assistance on the Overdrive site, choose the **Help** tab.



On the Amazon website, click the **Help** button. Under **Kindle Help & Tools**, choose **Public Library Books for Kindle**.

Why aren't some of my favorite authors listed in Overdrive?

Digital rights are negotiated separately from paper books. Some publishers will not work with Overdrive, making it impossible for libraries to provide some titles.

As authors and publishers hear from readers, we hope they will make more titles available to libraries through Overdrive.

Can I see a sample of an e-book?

When available, the word **Sample** will appear below a jacket. Choose a title and enjoy 10 percent of the story before deciding to check it out or not.

How can I make my search more productive?

Use the **Advanced Search**, where you can choose the following limitations: title, author, publisher, keyword, ISBN, format, language, subject, and awards.

The best part is the box where you can check to only to limit the search with those parameters to items that are currently available.

Appleton Public Library

225 N. Oneida St.
Appleton, WI 54911

Reference (920) 832-6173

Circulation 832-6179

Children's 832-6187

Info. Desk 832-6177

www.apl.org

Guide to E-books

for Kindles



Appleton Public Library

www.apl.org

What are e-books?

E-books are digital versions of books. Appleton Public Library provides free downloadable e-books (and audio books) through a system called **OverDrive**. You will need a valid Infosoup library card and a PIN to access. If you don't have a PIN you can create one on the Infosoup page.

Advantages of e-books:

- Free to download.
- You can carry many books at once
- They download immediately.
- Available 24/7 using your library card and the Internet.
- Free software and instructions.

You may also download MP3 audio books to your e-reader if it supports this format.

Checkout

You can check out **10** e-books at once, plus put **10** on hold. You may also add titles to your Wish List.

E-books may not be renewed, but once they are downloaded, the data stays until you delete it. If you are not done reading that book, you can check it out again.

If you place an e-book on hold, an email will be sent to you when the books are available. You will then have 3 days to check out the item before it goes to the next person.

If you wish to return an e-book early you may do so using **Manage Your Kindle** at Amazon.com.

Kindle apps are available for many devices including tablets and some cell phones



OverDrive Media Console app For Kindle Fire now available!

*For Kindle Fire, Fire HD and Fire HD+ through the Kindle Apps for Android store.

You will be able to use EPUB and mp3 audio books using the app.

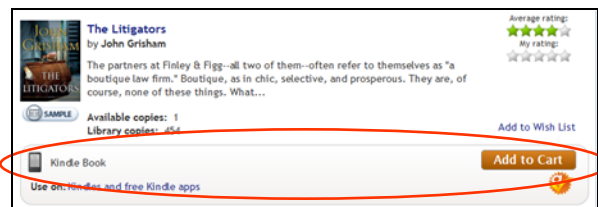
Downloading to your Kindle

Kindle e-books arrive via WiFi or are transferred from your computer via USB.

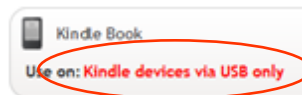
1. Go to the catalog at www.infosoup.org, then click **Digital Downloads** (below "search") to go to **Wisconsin's Digital Library**.

2. Type in your library. Enter your library card barcode and PIN to sign in.

3. Find an e-book you wish to download. Choose a category from the menu, or use **Advanced Search**. Choose **Kindle Book** as a




format.



If it must be delivered via USB it will say so.

4. Click **Add to Cart**. Choose **Continue Browsing** or **Proceed to Checkout**. Check out the item.

5. Click **Get for Kindle**. A window at Amazon.com opens, where you will log in with your current Amazon account or create a free account with email and password.



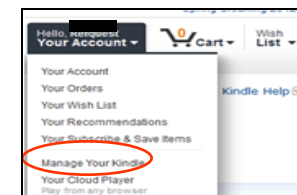
6. Click **Get Library Book**.

For titles that must be delivered by USB you may choose that method from the **Deliver To** menu.



Manage Your Kindle

Here you can find your digital books from the library.



The Actions button allows you to deliver titles to up to six other devices, provided they are registered to the same Amazon account.

If you download a title via WiFi for one device and need to use USB for another, find your title, connect your device and choose **Download & Transfer via USB**

To return a book early, choose **Return this Book** from the **Actions** menu. You will also need to delete the title from the computer and your Kindle.

