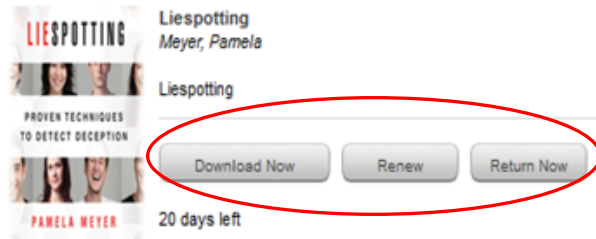


To renew or return:

Click the **My Collections** tab. This will show your checked out items. There are buttons to download, renew or to return an item early.



Reference (920) 832-6173

Circulation 832-6179

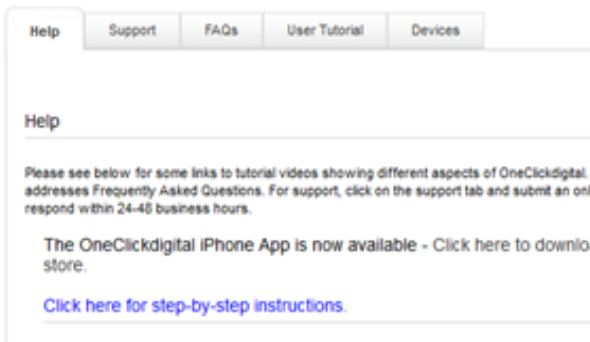
Children's 832-6187

Info. Desk 832-6177

www.apl.org

If you have questions:

The **Help** tab provides answers plus videos demonstrating how to work with specific devices and formats.



How long do items stay on my Wish List?

Currently they will stay for 90 days, and can be added again later if desired.



Community Partnerships
10/2014



- Free downloadable audiobooks
- No waiting or holds for over 4000 titles by popular authors
- Newly released bestsellers may require placing a hold



www.apl.org
920-832-6173

Downloadable Audio Books

Digital versions of audio books are provided through **OneClickdigital**.

You will need a valid InfoSoup library card and PIN to create an account.

Advantages of digital books:

- Free to download
- Carry many books with you
- They download immediately
- Available 24/7 using your library card and the Internet
- Free software and instructions

OneClickdigital is an audio book service offered to InfoSoup card holders. It provides access to more than 3400 titles from Recorded Books and more titles will be added regularly.

Titles available on this site are exclusive to Recorded Books and are not available from OverDrive.

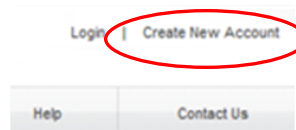
Most are not the latest bestsellers or the most recent work of popular authors—a trade-off for having them available to many people at the same time.

Brand-new titles by major authors are one copy/one user titles, so you may need to place a hold for them.

Create an Account:

1. Go to <http://infosoup.OneClickdigital.com>

2. Click on **Create New Account** in the upper right corner.



3. Enter your library card number as your **Username** and create a **Password** to access the service. The password must be at least 7 digits long, and contain both letters and numbers. Choose your operating system and device type.

Using Apps for iPhone/iTouch/iPad and Android

Search the **app store** for **OneClickdigital** and download. If given the choice, choose the **eAudio Player**, *not* the eReader app. Sign in with the username and password you set up on the website. You will then be able to download directly to your mobile device.



To download using your computer or laptop:

Once your account is created, download **OneClickdigital Media Manager**. This will be used to listen to audio books on your computer, or to transfer them to your device.



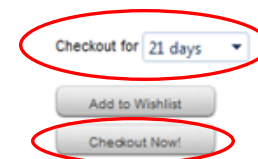
Important Note about downloading the Media Manager to Windows:

When downloading the Media Manager, you will be prompted to install Microsoft .Net Framework 4 if it is not currently installed on your computer. Click **Accept**. This may take a few minutes.

Set **Preferences** to work with your device (under **My Account**). You may need to download the latest version of Windows Media Player (older mp3 players), or iTunes.

Downloading a book via computer:

1. Log into **OneClickdigital** and plug in your device.
2. Select a title and click on the cover for details.
3. Choose your checkout time, then click **Checkout Now!**



4. Follow the prompts to download the file.
5. Once it has finished downloading, click **Open**. **OneClickdigital Media Manager** should open. If your device is plugged in, the title should automatically transfer.

If you have an older device that doesn't work with the OneClickdigital Media Manager, you should use the **Manual Download** process.

When the file is downloaded, unzip it and open with **Windows Media Player**. Play it briefly to download the license, then sync the file to your mp3 player.

If you have an iPod, iPhone or iPad, unzip the file, then use **iTunes** to transfer.