


FamilySearch.org

This research site is dedicated to providing FREE access to genealogical resources from around the world. It can be accessed at www.apl.org/e from home. Choose “FamilySearch” from the list of available resources. Viewing of certain collections will only be available in the library. These are designated by the  symbol

It is recommended that you create a FREE FamilySearch account and login using that account.

After signing in, you have several options to navigate the site.



Search is the main part of the site you will use to locate genealogy records. From this tab, you can search records, images, the family tree, genealogies, the library’s catalog, books, and the site’s research wiki. There are two ways to search: Typing information about your ancestor in the “Search Historical Records” box or clicking on the map to research by location.

Search Historical Records

Search for a deceased ancestor in historical records to uncover vital information from their life.

Deceased Ancestor's Information

First Names Last Names

Search with a life event:

[Birth](#) | [Marriage](#) | [Residence](#) | [Death](#) | [Any](#)

Birthplace Birth Year (Range)

Search with a relationship:

[Spouse](#) | [Father](#) | [Mother](#) | [Other Person](#)

Restrict records by:

[Location](#) | [Type](#) | [Batch Number](#) | [Film Number](#)

Country State or Province

Match all terms exactly

Research By Location

Click an area of the world to start researching in a specific location.



If you know a certain collection you would like to browse, such as the 1940 US Census, you can also type that in under “Find a Collection.” This will then only search for records in this collection only.

Find a Collection

Researching within a specific collection? Find it here.

Collection Title

[Browse All Published Collections](#)

This is the results page. From here, you can narrow results using the filters on the left hand side. To see more about the record—and in some cases, the actual record itself—click on the name of the person in blue.

Refine your search: ▼

Deceased Ancestor's Information

First Names

Last Names

Search with a life event:

Birthplace

Birth Year (Range)
 From To

[Marriage](#)
[Residence](#)
[Death](#)
[Any](#)

Search with a relationship:

[Spouse](#)
[Father](#)
[Mother](#)
[Other Person](#)

Records **Collections**

Search Results from Historical Records [Filter by collections](#)

1-20 of 201,861 Results for Name: **John Smith** Birthplace: **Massachusetts**

Number of results to show: Export Results 1-20

Name	Events	Relationships	View
John Henry Smith Principal Massachusetts Births, 1841-1915	birth: 28 November 1855 Wave, Massachusetts	father: Royal Smith mother: Catherine	
John George Smith Principal Massachusetts Births, 1841-1915	birth: 15 January 1889 Massachusetts	father: Richard J. Smith mother: Mary E. Bennett	
John Henry Smith Principal Massachusetts Births, 1841-1915	birth: 10 February 1890 Halyoke, Massachusetts	father: John Smith mother: Dora	
John Smith Principal Massachusetts Births, 1841-1915	birth: 22 June 1902 Worcester, Massachusetts	father: Richard Smith mother: Selma Wack	
John W. Smith Principal Massachusetts Births, 1841-1915	birth: 3 July 1861 Massachusetts, United States	father: John Smith mother: Ann	
John G. Smith Principal Massachusetts Births, 1841-1915	birth: 17 October 1861 New Brunswick, Massachusetts	father: John Smith	

Then, a new window will pop up with a transcribed portion of the record—and potentially a link to click to see the actual record, like in the example below. The original may contain more information than was indexed so whenever possible, ALWAYS look at the original document!

Open in a new window ✕

John Henry Smith
Massachusetts Births, 1841-1915

Tools

[Review and Attach Record](#)

Name:	John Henry Smith
Event Type:	Birth
Event Date:	28 Nov 1855 • Edit
Event Place:	Wave, Massachusetts • Edit
Gender:	M
Father's Name:	Royal Smith
Mother's Name:	Catherine
Record Number:	649

[View the original document.](#) The original may contain more information than was indexed.

From this page, you can review the record and attach it as a source to someone in your family tree. The Tools button allows you to print the record or email it. You can also download or print the record on the screen when you are looking at the original document.

Selecting research by location brings you to a separate page full of resources on that country or state, such as this example for the state of Wisconsin. Here, you can learn more about the records in this locality, search the indexed historical records, or go to the research wiki for more information. The results page is the same as searching historical records on the previous page (see page 2 of this user guide).

Wisconsin Welcome to our Wisconsin research page. We've brought together tools to help you with your research in Wisconsin.

Learning Courses

We have 13 learning courses to help you do your family history research in Wisconsin


[United States Research: Midwest Region Wisconsin Overview](#)
 2:16


[United States Research: Midwest Region Introduction](#)
 34

[See all Wisconsin courses in Learning Center](#)

FamilySearch Wiki

[View Wiki for Wisconsin](#)

Current Indexing Projects

Volunteers are needed to help make records from Wisconsin searchable. We currently have 2 indexing projects for Wisconsin you can help with today.

Indexed Historical Records

Search collections of records for documents about your ancestors. You can filter which collections you would like to search within.

Deceased Ancestor's Information

First Names
 Last Names

Search with a life event:

[Birth](#) | [Marriage](#) | [Residence](#) | [Death](#) | [Any](#)

Birthplace
 Birth Year (Range) From To

Search with a relationship:

[Spouse](#) | [Father](#) | [Mother](#) | [Other Person](#)

Restrict records by:

[Location](#) | [Type](#) | [Batch Number](#) | [Film Number](#)

Country State or Province
 United States Wisconsin

Match all terms exactly

Scrolling further down on the research page will also allow you to view collections that haven't been indexed yet as well as materials found in the library catalog that might be helpful for you to browse. Both of these sections are worth a browse!

Image-Only Historical Records

Can't find records for your ancestors when you search? Try our collections that haven't been indexed yet. Select a collection to start browsing the images.

Birth, Marriage, and Death: Showing All	Images	Last Updated
Wisconsin, Calumet County, New Holstein Public Library Records, 1900-2001	10,139	Nov 10, 2011
Census and Lists: Showing All	Images	Last Updated
United States Enumeration District Maps for the Twelfth through the Sixteenth US Censuses, 1900-1940	63,619	Jun 20, 2014
Migration and Naturalization: Showing All	Images	Last Updated
Wisconsin, County Naturalization Records, 1807-1992	1,135,393	Mar 24, 2014

Catalog Material

Filter by Category

Birth, Marriage and Death: Showing Top 5 - [Show All 1986](#)

2000-2005 obituaries from the Monroe Times

32 cemeteries of Douglas County, Wisconsin

75 years with Christ, diamond jubilee (1870-1945), centennial (1870-1970), and church records (1881-1921) --, 1870-1945

[\[\(Wisconsin\) Civil War soldiers buried at Union Rest Cemetery, Madison, Wisconsin\]](#)

[\[Bethany Immanuel Lutheran Cemetery\]](#)

Business records and occupations: Showing Top 5 - [Show All 37](#)

Baraboo : history of the commerical and retail districts

The Beam : Truax Field, Madison, Wisconsin

Belgian laces - v. 26-29 (2004-2007) = no. 98-114 - v. 28, no. 3 (July 2006) = no. 108

The bench and bar of Wisconsin : history and biography

The bench and bar of Wisconsin : history and biography

Census, Taxation, and Voter Lists: Showing Top 5 - [Show All 211](#)

Search

Memories

Ir

Records

Images

Family Tree

Genealogies

Catalog

Books

Research Wiki

Now that you have explored the records, you can also search historical **images**, searching by city, state, county or country.

Under **Family Tree**, you can search for your ancestors in the FamilySearch Tree—see page 5 of this user guide for more detail on this.

Searching **Genealogies** will allow you to search trees submitted to FamilySearch—but be aware, just like the FamilySearch family tree, inaccuracies can happen so be sure to follow up any information found in the trees or genealogies with proper research!

The FamilySearch **Catalog** allows you to search for books, online materials, microfilm and more by place, surname, title, author, subject or keyword. Some items are only available to view at the FamilySearch library or affiliate libraries, such as Appleton Public Library!

FamilySearch Catalog

Search the catalog of genealogical materials (including books, online materials, microfilm, microfiche, and publications) made available by FamilySearch online and in libraries and centers worldwide.

[Learn more about the catalog and how to access materials.](#)

Search by:

[Place](#) | [Surnames](#) | [Titles](#) | [Author](#) | [Subjects](#) | [Keywords](#)

Place

Search for:

[Call Number](#) | [Film/Fiche Number](#)

Availability

- Any
 Online
 Family History Center

Search

Reset

FamilySearch also has lots of digitized **books**—take a look at them under the Search—Books tab. From the Search tab, you can also navigate to the FamilySearch **Research Wiki**, full of information on how to research specific record sets or locations.

Selecting **Family Tree** will allow you to add your family tree, search for people in the site's family tree, and edit information for people found in the site's family tree.



Family Tree

Search

Memories

Indexing

Activities

Family Tree

Search

Tree

Person

Find

Lists

To find your ancestors in the family tree, select Family Tree then Find.

Next, type in the information about your ancestor that you know and click the blue "Find" button.

Discover Your Deceased Ancestors

Find by Name Find by ID

Deceased Ancestor Name

First Names Last Names

Male Female Unspecified

Search with life event:

Birth • **Marriage** • Residence • Death

Birth

Place of Birth Birth Year (Range) From To

Search with relationship:

Spouse • **Father** • Mother

Match All Exactly

Find Reset

Once you find the ancestor who appears to be yours in the results list, you can click on their name (in blue) to learn more.

People Found in the Shared Family Tree

1-25 Results of 5667733

John Anthony Smith
GQ49-7F8

Birth
18 June 1893
Massachusetts, United States

Death
2 June 1962

Spouse
• **Mildred O'Connell**
GQ4S-93B

John Joseph Smith Jr.
LJP4-479

Birth
about 1901
Massachusetts, United States

Spouse
• **Theresa Mary McPhilomy**
LJP4-74P

John J Smith
GSKJ-NMB

Birth
1887
Massachusetts, United States

Parents
■ **Patrick J. Smith**
9X2V-9W4
• **Catherine Rogers**
9X2V-9WC



John Anthony Smith

GQ49-7F8 ☆ Watch

Birth 18 June 1893
Massachusetts, United States

Death 2 June 1962

5 Sources

0 Collaborate

0 Memories

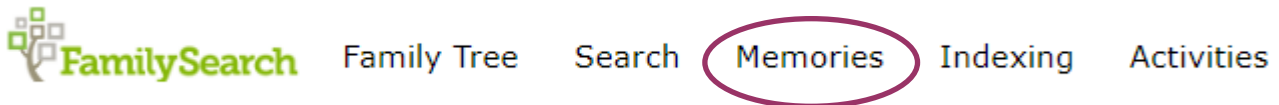
Tree

Person

Click on the ancestor's name (in blue) again to go to their individual page to learn more, see sources attached or edit the record.

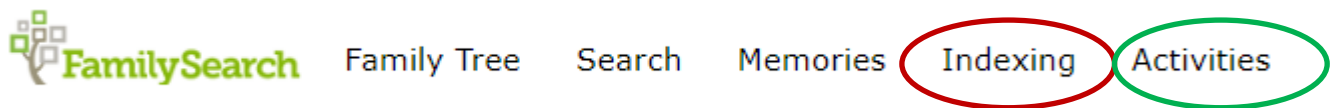
Alternatively, you could also click on "Tree" if you'd like to view them in the Family Tree or "Person" to go to their individual page.

From this page, you can see more detail on the person's life, see what sources are attached to the person's record, share and view memories posted, make edits to the person's page, and more. To learn more about their family members, click on the names in blue for their spouse, children, parents and siblings to go to their individual pages. Be aware that inaccuracies may occur at any time, as anyone can edit your ancestor's page—even if it's information you know to be true. Be sure to follow up all information found on the family tree with proper research and records.



The **Memories** tab allows you to add photos, stories, documents, or audio files to your ancestor's pages in the Family Tree. It also allows you to search memories that others have posted. In **Gallery** you will see any memories you have personally added. Under **People**, it will list memories by person that you have added. Using the **Find** tab, you can search topic tags and within the text of memories posted on FamilySearch to see if any are of your relatives!

The **Indexing** tab allows you to help FamilySearch transcribe more records to add to their site. This is a fun volunteer opportunity—with no prior experience or software needed!



The **Activities** tab features several fun things you can do in-home and online. Activities include Compare-a-Face, learning what's special about your name and birth year, record your story, and more.

Activities

All Activities

Where Am I From?

All About Me

Compare-a-Face

Record My Story

Picture My Heritage

In-Home Activities

To learn more about how to use FamilySearch, check out the Help section, located in the top right corner. Here you'll find videos to help you get started, be able to contact the FamilySearch team, and explore the Research Wiki, which has tons of topics and articles to help you climb your family tree even further.

 Help  Messages

Getting Started

Help Center

Contact Us

Community

My Cases

Research Wiki

Helper Resources

